


FPL II 0.5mm Pitch Right Angle Stacking Type



- Mating Height : 2.2mm
- Cable assembly by blanket soldering with different size cables for SGC and Discrete wire
- Mated contact protected from flux overflow by special design
- Click sensation provides audible and tactile check for proper mating
- Soldering connection

【Number of Position】

30p, 40p, 50p

【Applicable Cable Size】

SGC	AWG #32, #34, #36, #40
TWINCOAX	AWG #40
DISCRETE	AWG #32, #36

【Ordering Code】

PLUG Connector Set (for Cable)

Parts Ordering (HOUSING)

20438-0 ** T - * 1
① ② ③

Parts Ordering (SHELL)

2496-0 **
①

①	POS.	30: 30p, 40: 40p, 50: 50p	
②	Packaging	T	Tray
		E	Emboss Tape
③	C/T Plating Mating Side	0	Au (0.1~0.3 μ m)
		1	Au (0.3 μ m MIN.)
④	BOSS	1	Without
		2	With

RECEPTACLE Connector Set (for PC Board)

20439-0 ** E - * *
① ② ③ ④

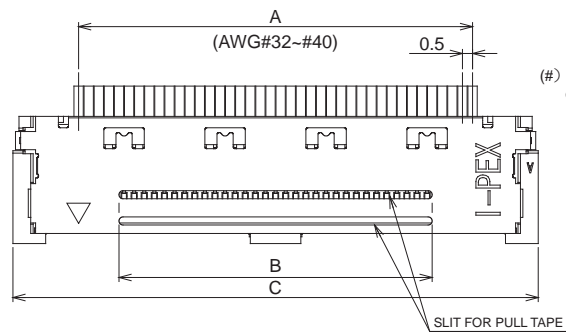
【Material / Finish】

Product	Parts	Material	Plating / Color
PLUG	HOUSING	LCP UL94V-0	BLACK
	CONTACT	COPPER ALLOY	Au
	SHELL	COPPER ALLOY	Sn
RECEPTACLE	HOUSING	LCP UL94V-0	BLACK
	CONTACT	COPPER ALLOY	Au
	SHELL	COPPER ALLOY	Sn

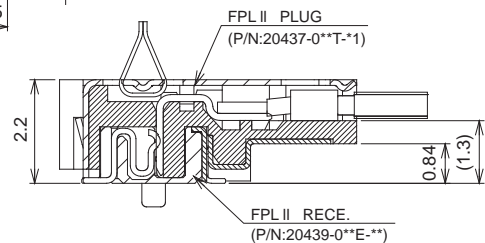
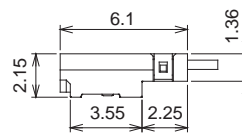
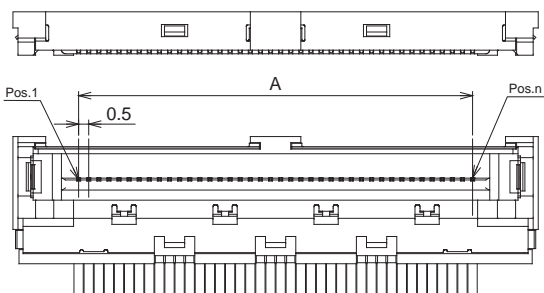
PLUG

Set P/N: 20437-0**T-*1

POS.	A	B	C
30p	14.5	10.5	20.8
40p	19.5	15.5	25.8
50p	24.5	20.5	30.8



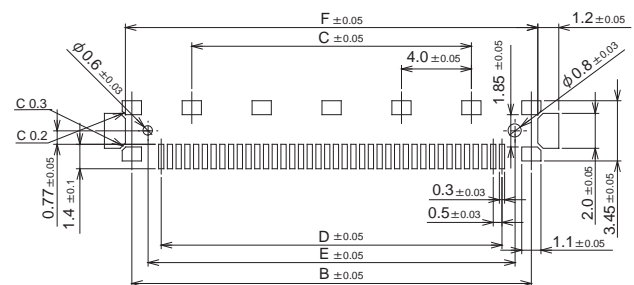
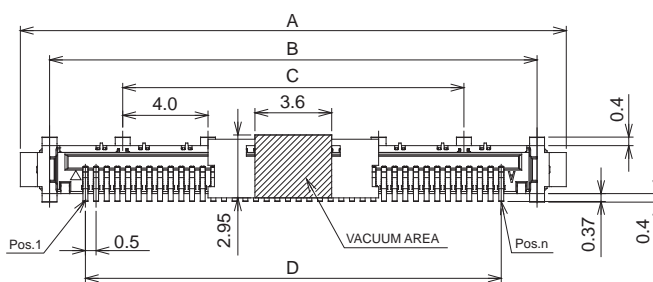
(#) Please contact us when you use wires other than those specified in the table



MATED VIEW

RECEPTACLE

POS.	PART NO.	A	B	C	D	E	F
30p	20439-030E-**	20.6	17.86	12.0	14.5	16.0	18.6
40p	20439-040E-**	25.6	22.86	16.0	19.5	21.0	23.6
50p	20439-050E-**	30.6	27.86	20.0	24.5	26.0	28.6



RECOMMENDED PATTERN LAYOUT

