


# CABLIN<sup>®</sup> II HT1

0.5mm Pitch Horizontal Type



- 0.5mm Pitch SGC Connector
- Impedance matching and EMI performance with METAL SHELL
- Easy mechanical cable termination with “i-Fit<sup>®</sup>” Technology

**【Number of Position】**

20p, 30p, 40p, 50p

**【Applicable Cable Size】**

SGC	AWG #34, #36, #38, #40
-----	------------------------

**【Ordering Code】**

PLUG Connector Set (for Cable)

Parts Ordering (HOUSING)

**20152- 0 \*\* U-20F**  
 ① ②

Parts Ordering (Cable Holder)

**20153- 0 \*\* U- \*\*F**  
 ① ② ③

RECEPTACLE Connector Set  
 (for PC Board)

**20143-0 \*\* E- \*\*F**  
 ① ② ③

①	POS.	20:20pos. 30:30pos. 40:40pos. 50:50pos.	
②	Packaging	U	Tube
③	Cable Size	F	ALL POS. : AWG#36 or #38 or #40
		※01F	POS.1&2 : AWG#34 OTHER POS. : AWG#36 or #38 or #40

※MARK : 20p Only

①	POS.	20:20pos. 30:30pos. 40:40pos. 50:50pos.	
②	Packaging	E	Emboss Tape
③	BOSS / Nickel Barrier	20F	with BOSS
		21F	without BOSS
		30F	with BOSS / with Nickel Barrier
		31F	without BOSS / with Nickel Barrier

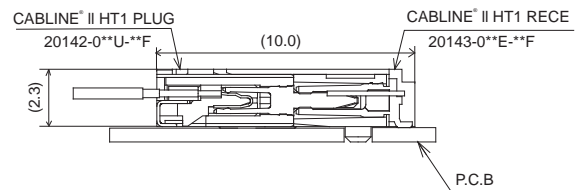
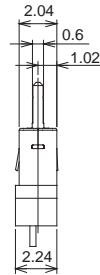
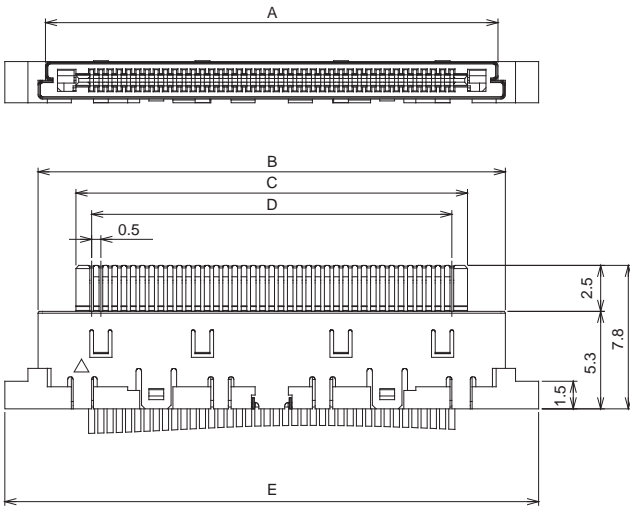
**【Material / Finish】**

Product	Parts	Material	Plating / Color
PLUG	HOUSING	LCP UL94V-0	NATURAL
	CABLE HOLDER	LCP UL94V-0	NATURAL
	CONTACT	COPPER ALLOY	Au (Mating Area) / Sn
	METAL COVER	COPPER ALLOY	Sn
RECEPTACLE	HOUSING	LCP UL94V-0	NATURAL
	CONTACT	COPPER ALLOY	Au
	METAL COVER	COPPER ALLOY	Sn

**PLUG**

Set P/N: 20142-0\*\*U-\*\*F

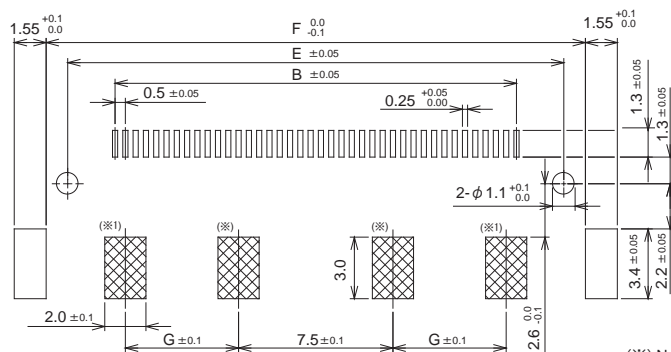
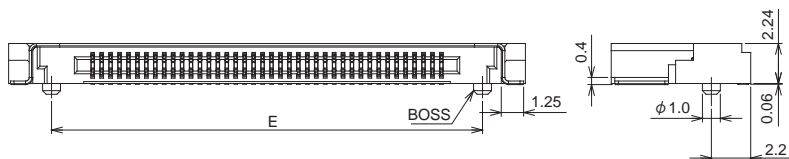
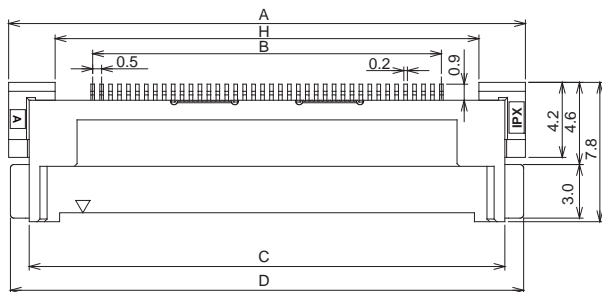
POS.	A	B	C	D	E
20p	14.5	15.3	11.2	9.5	18.9
30p	19.5	20.3	16.2	14.5	23.9
40p	24.5	25.3	21.2	19.5	28.9
50p	29.5	30.3	26.2	24.5	33.9



MATED VIEW

**RECEPTACLE**

POS.	PART NO.	A	B	C	D	E	F	G	H
20p	20143-020E-**F	18.9	9.5	16.6	18.7	14.1	16.2	-	13.7
30p	20143-030E-**F	23.9	14.5	21.6	23.7	19.1	21.2	-	18.7
40p	20143-040E-**F	28.9	19.5	26.6	28.7	24.1	26.2	5.5	23.7
50p	20143-050E-**F	33.9	24.5	31.6	33.7	29.1	31.2	5.5	28.7



(※) No Solder paste, Pattern ground contact

(※1) Need only 40p and 50p

RECOMMENDED FOOTPRINT PATTERN